





RCII-600S/D, RCII-800S/D, RCII-1300S/D


■ Features


-  **400–1600 tf**

-  **3/5-axis**

-  **Dual support type**

-  **Reduced overall height type**

-  **On robot body**

-  **E-touch II**

Four popular models from Yushin's high-end RC series of servo-driven take-out robots, designed for speed, precision, and production efficiency.

- **Speed**
Completely redesigned arm and kick units dramatically reduce take-out time compared to previous models.
- **Reliability**
Increased rigidity of the take-out robot and vibration damping applied to the arm delivers steady take-out and release action.
- **Efficiency**
The standard-equipped ECO Vacuum reduces air consumption while manipulating molded parts to lower operating costs for the user.
- **E-touch II**
The RC series' advanced E-touch II features a 10.4-in. full-color touch screen for easy, intuitive operation.

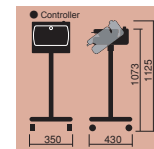
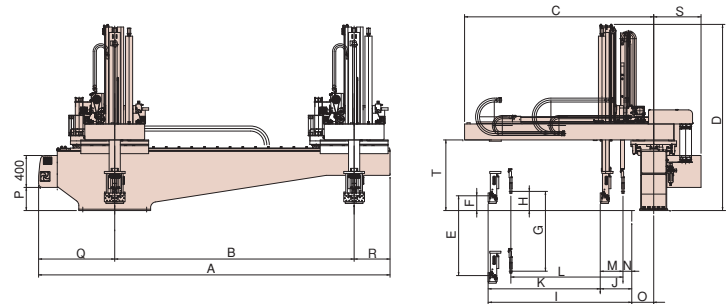
■ Specifications and Dimensions (mm)

Power source	Power consumption		Driving method	Control method	Air pressure	Maximum allowable air pressure (factory)	Wrist flip angle
	S	D					
3 Phase AC200V 50/60Hz	AC200V 7.6A	AC200V 10.4A	Digital Servo Motor 3/5 axes	Micro Computer Control	0.49MPa	0.70MPa	90°

Model	Traverse stroke (mm)				Vertical stroke Main arm		Vertical stroke Sub arm		Kick stroke Main arm	Kick stroke Sub arm	N	O	P	Q	R	S	T	Air consumption (NL/cycle)	Payload (incl. EOAT)					
	A	B	C	D	E	F	G	H																
RCII-600S	3285	3585	2200	2500	1674	1700	1300	1550	236	1300	1550	1200	135	1065	-	-	185	407	735	350	546	676	17.2 (ECO vacuum OFF) 5.2 (ECO vacuum ON)	15
RCII-600D	3404	3804	2000	2500	1895	2175	1550	1800	330	1300	1800	385	160	1140	-	-	330	290	954	450	593	885	40.8 (ECO vacuum OFF) 31.0 (ECO vacuum ON)	25 *35kg *50kg
RCII-800S	4404	4804	3000	3500	2330	2300	1800	2100	185	1800	2100	1800	225	1575	-	-	275	290	954	450	593	885	56.6 (ECO vacuum OFF) 44.4 (ECO vacuum ON)	35 *50kg
RCII-800D	4404	4804	3000	3500	2330	2300	1800	2100	185	1800	2100	1800	225	1575	-	-	275	290	954	450	593	885	56.6 (ECO vacuum OFF) 44.4 (ECO vacuum ON)	35 *50kg
RCII-1300S	4404	4804	3000	3500	2330	2300	1800	2100	185	1800	2100	1800	225	1575	-	-	275	290	954	450	593	885	56.6 (ECO vacuum OFF) 44.4 (ECO vacuum ON)	35 *50kg
RCII-1300D	4404	4804	3000	3500	2330	2300	1800	2100	185	1800	2100	1800	225	1575	-	-	275	290	954	450	593	885	56.6 (ECO vacuum OFF) 44.4 (ECO vacuum ON)	35 *50kg

S type : Robot is equipped with product take-out arm only. D type : Robot is equipped with product take-out arm and runner take-out arm.
*Equipped with Increased Payload option [] =modified traverse stroke < > =modified vertical stroke

■ Dimensions (mm)



Adjustable viewing angle feature is optional.



The CE specification is a special order. Please contact us.

PAT.